

Tschichold in Colour

July the 21st, 2017 — Vasilis van Gemert

the 1990s, the number of people in the world who are living in poverty has increased from 1.1 billion to 1.5 billion.

The World Bank has estimated that the number of people living in poverty in the world has increased from 1.1 billion in 1990 to 1.5 billion in 2001. This is a significant increase, and it is a cause for concern.

The World Bank has estimated that the number of people living in poverty in the world has increased from 1.1 billion in 1990 to 1.5 billion in 2001. This is a significant increase, and it is a cause for concern.

The World Bank has estimated that the number of people living in poverty in the world has increased from 1.1 billion in 1990 to 1.5 billion in 2001. This is a significant increase, and it is a cause for concern.

The World Bank has estimated that the number of people living in poverty in the world has increased from 1.1 billion in 1990 to 1.5 billion in 2001. This is a significant increase, and it is a cause for concern.

The World Bank has estimated that the number of people living in poverty in the world has increased from 1.1 billion in 1990 to 1.5 billion in 2001. This is a significant increase, and it is a cause for concern.

The World Bank has estimated that the number of people living in poverty in the world has increased from 1.1 billion in 1990 to 1.5 billion in 2001. This is a significant increase, and it is a cause for concern.

The World Bank has estimated that the number of people living in poverty in the world has increased from 1.1 billion in 1990 to 1.5 billion in 2001. This is a significant increase, and it is a cause for concern.

The World Bank has estimated that the number of people living in poverty in the world has increased from 1.1 billion in 1990 to 1.5 billion in 2001. This is a significant increase, and it is a cause for concern.

The World Bank has estimated that the number of people living in poverty in the world has increased from 1.1 billion in 1990 to 1.5 billion in 2001. This is a significant increase, and it is a cause for concern.

The World Bank has estimated that the number of people living in poverty in the world has increased from 1.1 billion in 1990 to 1.5 billion in 2001. This is a significant increase, and it is a cause for concern.

The World Bank has estimated that the number of people living in poverty in the world has increased from 1.1 billion in 1990 to 1.5 billion in 2001. This is a significant increase, and it is a cause for concern.

The World Bank has estimated that the number of people living in poverty in the world has increased from 1.1 billion in 1990 to 1.5 billion in 2001. This is a significant increase, and it is a cause for concern.

the first two years of life. The first year of life is the most critical period for the development of the brain.

The second year of life is the most critical period for the development of the brain.

The third year of life is the most critical period for the development of the brain.

The fourth year of life is the most critical period for the development of the brain.

The fifth year of life is the most critical period for the development of the brain.

The sixth year of life is the most critical period for the development of the brain.

The seventh year of life is the most critical period for the development of the brain.

The eighth year of life is the most critical period for the development of the brain.

The ninth year of life is the most critical period for the development of the brain.

The tenth year of life is the most critical period for the development of the brain.

The eleventh year of life is the most critical period for the development of the brain.

The twelfth year of life is the most critical period for the development of the brain.

The thirteenth year of life is the most critical period for the development of the brain.

The fourteenth year of life is the most critical period for the development of the brain.

The fifteenth year of life is the most critical period for the development of the brain.

The sixteenth year of life is the most critical period for the development of the brain.

The seventeenth year of life is the most critical period for the development of the brain.

The eighteenth year of life is the most critical period for the development of the brain.

The nineteenth year of life is the most critical period for the development of the brain.

The twentieth year of life is the most critical period for the development of the brain.


The twenty-first year of life is the most critical period for the development of the brain.


The twenty-second year of life is the most critical period for the development of the brain.


The twenty-third year of life is the most critical period for the development of the brain.

The twenty-fourth year of life is the most critical period for the development of the brain.


The twenty-fifth year of life is the most critical period for the development of the brain.























the first two years of life. The first year of life is the most critical period for the development of the brain.

The second year of life is also a critical period for the development of the brain.

The third year of life is also a critical period for the development of the brain.

The fourth year of life is also a critical period for the development of the brain.

The fifth year of life is also a critical period for the development of the brain.

The sixth year of life is also a critical period for the development of the brain.

The seventh year of life is also a critical period for the development of the brain.

The eighth year of life is also a critical period for the development of the brain.

The ninth year of life is also a critical period for the development of the brain.

The tenth year of life is also a critical period for the development of the brain.

The eleventh year of life is also a critical period for the development of the brain.

The twelfth year of life is also a critical period for the development of the brain.

The thirteenth year of life is also a critical period for the development of the brain.

The fourteenth year of life is also a critical period for the development of the brain.

The fifteenth year of life is also a critical period for the development of the brain.

The sixteenth year of life is also a critical period for the development of the brain.

The seventeenth year of life is also a critical period for the development of the brain.

The eighteenth year of life is also a critical period for the development of the brain.

The nineteenth year of life is also a critical period for the development of the brain.

The twentieth year of life is also a critical period for the development of the brain.


The twenty-first year of life is also a critical period for the development of the brain.


The twenty-second year of life is also a critical period for the development of the brain.


The twenty-third year of life is also a critical period for the development of the brain.


The twenty-fourth year of life is also a critical period for the development of the brain.


The twenty-fifth year of life is also a critical period for the development of the brain.



































the 1990s, the number of people in the UK who are employed in the public sector has increased from 10.5 million to 12.5 million, and the number of people in the public sector who are employed in health care has increased from 2.5 million to 3.5 million (Department of Health 2000).

There are a number of reasons for this increase in the number of people employed in the public sector. One of the main reasons is the increasing demand for health care services. The population of the UK is ageing, and there is a growing number of people with chronic conditions such as heart disease, diabetes, and asthma. This has led to an increase in the number of people who are hospitalized and the number of people who are in long-term care.

Another reason for the increase in the number of people employed in the public sector is the increasing demand for health care services from the private sector. The private sector has been growing rapidly in the UK, and this has led to an increase in the number of people who are employed in the private sector. However, the private sector is not able to meet the demand for health care services, and this has led to an increase in the number of people who are employed in the public sector.


There are a number of reasons for the increase in the number of people employed in the public sector. One of the main reasons is the increasing demand for health care services. The population of the UK is ageing, and there is a growing number of people with chronic conditions such as heart disease, diabetes, and asthma. This has led to an increase in the number of people who are hospitalized and the number of people who are in long-term care.


Another reason for the increase in the number of people employed in the public sector is the increasing demand for health care services from the private sector. The private sector has been growing rapidly in the UK, and this has led to an increase in the number of people who are employed in the private sector. However, the private sector is not able to meet the demand for health care services, and this has led to an increase in the number of people who are employed in the public sector.


There are a number of reasons for the increase in the number of people employed in the public sector. One of the main reasons is the increasing demand for health care services. The population of the UK is ageing, and there is a growing number of people with chronic conditions such as heart disease, diabetes, and asthma. This has led to an increase in the number of people who are hospitalized and the number of people who are in long-term care.


Another reason for the increase in the number of people employed in the public sector is the increasing demand for health care services from the private sector. The private sector has been growing rapidly in the UK, and this has led to an increase in the number of people who are employed in the private sector. However, the private sector is not able to meet the demand for health care services, and this has led to an increase in the number of people who are employed in the public sector.

There are a number of reasons for the increase in the number of people employed in the public sector. One of the main reasons is the increasing demand for health care services. The population of the UK is ageing, and there is a growing number of people with chronic conditions such as heart disease, diabetes, and asthma. This has led to an increase in the number of people who are hospitalized and the number of people who are in long-term care.










































the 1990s, the number of people in the UK who are employed in the public sector has increased from 10.5 million to 12.5 million, and the number of people in the public sector who are employed in health care has increased from 2.5 million to 3.5 million (Department of Health 2000).

There are a number of reasons for the increase in the number of people employed in the public sector. One reason is that the public sector has become a more important part of the economy. Another reason is that the public sector has become a more attractive place to work. A third reason is that the public sector has become a more important part of the welfare state.

The increase in the number of people employed in the public sector has led to a number of changes in the way that the public sector is organized. One change is that the public sector has become more decentralized. Another change is that the public sector has become more market-oriented. A third change is that the public sector has become more customer-oriented.

The changes in the way that the public sector is organized have led to a number of challenges for the public sector. One challenge is that the public sector has become more complex. Another challenge is that the public sector has become more competitive. A third challenge is that the public sector has become more demanding.

The challenges that the public sector faces are a result of the changes in the way that the public sector is organized. The challenges that the public sector faces are a result of the changes in the way that the public sector is organized. The challenges that the public sector faces are a result of the changes in the way that the public sector is organized.

The challenges that the public sector faces are a result of the changes in the way that the public sector is organized. The challenges that the public sector faces are a result of the changes in the way that the public sector is organized. The challenges that the public sector faces are a result of the changes in the way that the public sector is organized.

The challenges that the public sector faces are a result of the changes in the way that the public sector is organized. The challenges that the public sector faces are a result of the changes in the way that the public sector is organized. The challenges that the public sector faces are a result of the changes in the way that the public sector is organized.

The challenges that the public sector faces are a result of the changes in the way that the public sector is organized. The challenges that the public sector faces are a result of the changes in the way that the public sector is organized. The challenges that the public sector faces are a result of the changes in the way that the public sector is organized.

This book is an experiment in colour and ratio. All colours are generated at random. The margins around each rectangle are generated at random as well, but they follow the rules of classic book layout, as described by Jan Tschichold. A visual explanation of this layout can be found on page 11 and 12.

This book was generated on July the 21st, 2017. It's part of a large series of generated books, prints and webpages that investigate colour, form and ratio.

<http://vasilis.nl/random/>