




Tschichold in Colour

March the 11th, 2015 — Vasilis van Gemert










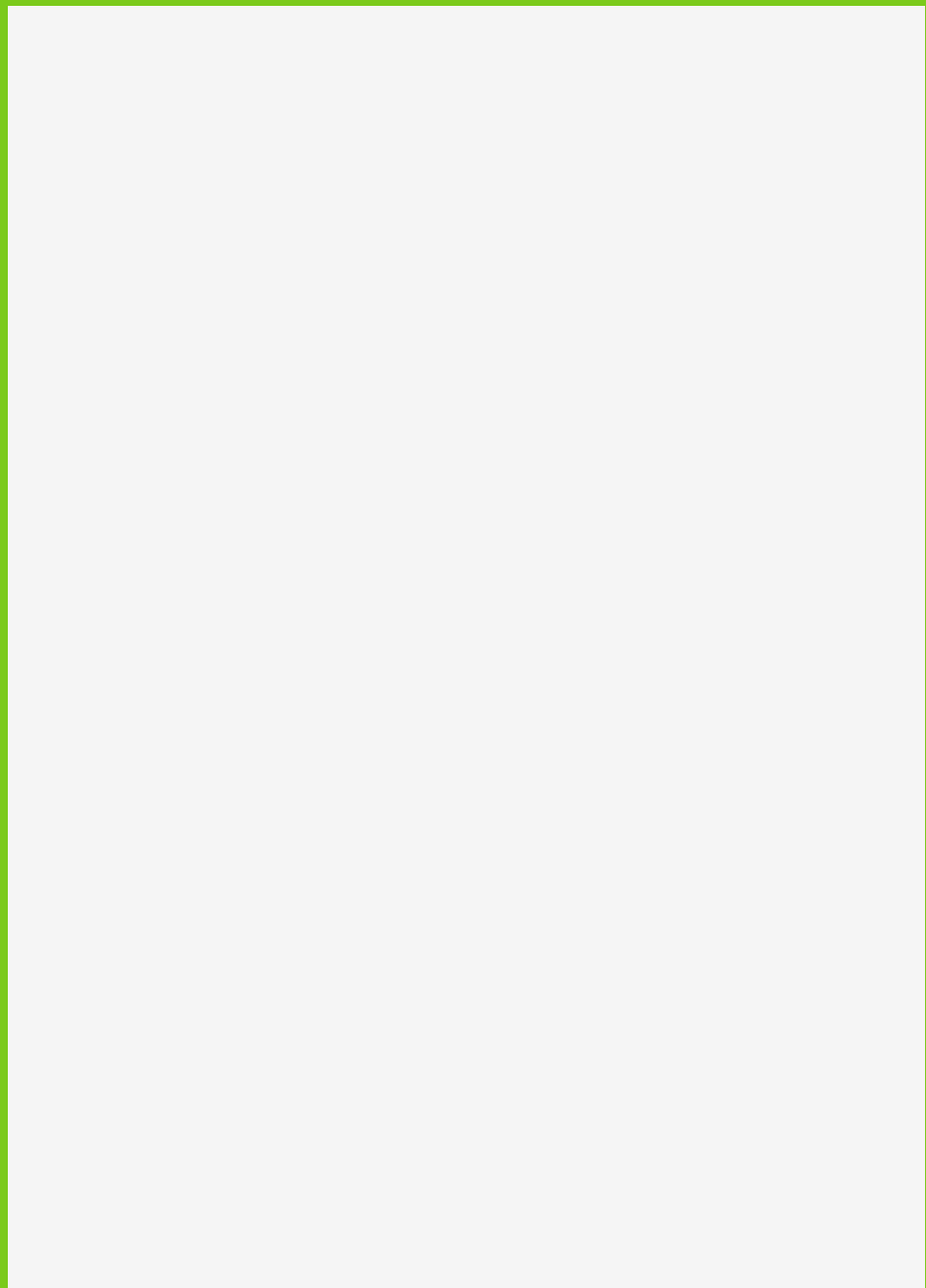






























the 1990s, the number of people who are employed in the service sector has increased in all countries. The increase is most pronounced in the United States, where the service sector has become the dominant sector of the economy. In the Netherlands, the service sector has also become the dominant sector, but the increase is less pronounced than in the United States.

The increase in the service sector has led to a decrease in the number of people who are employed in the manufacturing sector. This is true for all countries. The decrease is most pronounced in the United States, where the manufacturing sector has become the second largest sector of the economy. In the Netherlands, the manufacturing sector has also become the second largest sector, but the decrease is less pronounced than in the United States.

The increase in the service sector and the decrease in the manufacturing sector have led to a change in the composition of the labor force. The labor force is now more service-oriented than in the past. This is true for all countries. The change is most pronounced in the United States, where the service sector now employs more than 70% of the labor force. In the Netherlands, the service sector now employs about 60% of the labor force.

The change in the composition of the labor force has led to a change in the skills requirements of the labor force. The labor force now needs more skills than in the past. This is true for all countries. The change is most pronounced in the United States, where the labor force now needs more skills than in any other country. In the Netherlands, the labor force now needs more skills than in the past, but the change is less pronounced than in the United States.

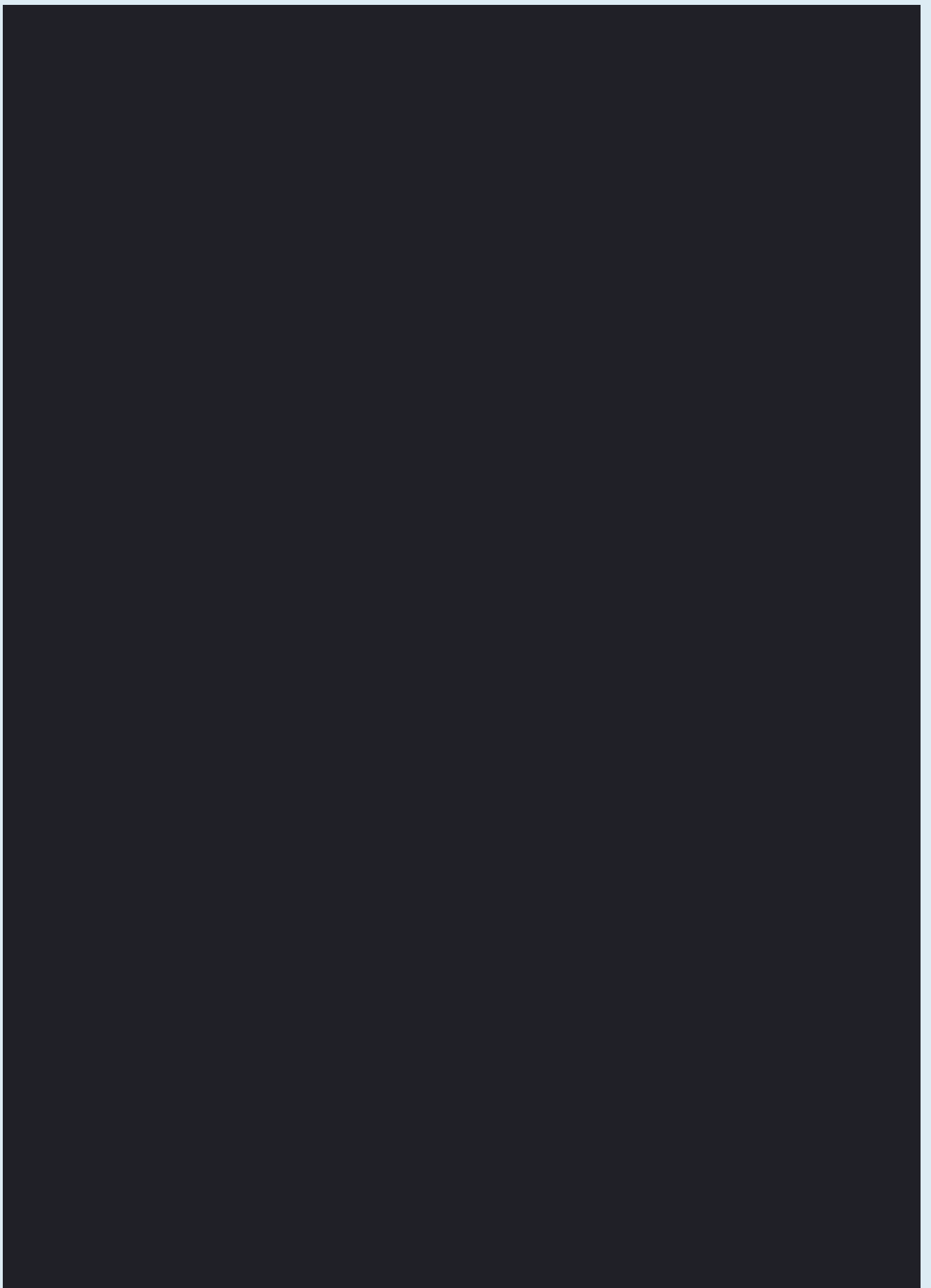
The change in the skills requirements of the labor force has led to a change in the education requirements of the labor force. The labor force now needs more education than in the past. This is true for all countries. The change is most pronounced in the United States, where the labor force now needs more education than in any other country. In the Netherlands, the labor force now needs more education than in the past, but the change is less pronounced than in the United States.


The change in the education requirements of the labor force has led to a change in the investment in education. The investment in education has increased in all countries. The increase is most pronounced in the United States, where the investment in education has become the largest of any country. In the Netherlands, the investment in education has also become the largest, but the increase is less pronounced than in the United States.


The change in the investment in education has led to a change in the quality of education. The quality of education has improved in all countries. The improvement is most pronounced in the United States, where the quality of education has become the highest of any country. In the Netherlands, the quality of education has also become the highest, but the improvement is less pronounced than in the United States.


The change in the quality of education has led to a change in the productivity of the labor force. The productivity of the labor force has increased in all countries. The increase is most pronounced in the United States, where the productivity of the labor force has become the highest of any country. In the Netherlands, the productivity of the labor force has also become the highest, but the increase is less pronounced than in the United States.


The change in the productivity of the labor force has led to a change in the standard of living. The standard of living has increased in all countries. The increase is most pronounced in the United States, where the standard of living has become the highest of any country. In the Netherlands, the standard of living has also become the highest, but the increase is less pronounced than in the United States.
















Figure 1. The author as a young boy sitting on a bench.

the author's own experience of being a young boy.

The author's own experience of being a young boy.

The author's own experience of being a young boy.

The author's own experience of being a young boy.

The author's own experience of being a young boy.

The author's own experience of being a young boy.

The author's own experience of being a young boy.

The author's own experience of being a young boy.

The author's own experience of being a young boy.

The author's own experience of being a young boy.

The author's own experience of being a young boy.

The author's own experience of being a young boy.

The author's own experience of being a young boy.

The author's own experience of being a young boy.

The author's own experience of being a young boy.

The author's own experience of being a young boy.

The author's own experience of being a young boy.


The author's own experience of being a young boy.


The author's own experience of being a young boy.

The author's own experience of being a young boy.

The author's own experience of being a young boy.

The author's own experience of being a young boy.
















the 1990s, the number of people with a mental health problem has increased in the UK, and the number of people with a mental health problem who are in contact with mental health services has also increased (Mental Health Act 1983, 1993, 1998, 2003, 2007, 2012, 2017, 2022).

The 1993 Mental Health Act was replaced by the 1998 Mental Health Act, which was replaced by the 2003 Mental Health Act, which was replaced by the 2007 Mental Health Act, which was replaced by the 2012 Mental Health Act, which was replaced by the 2017 Mental Health Act, which was replaced by the 2022 Mental Health Act.

The 2022 Mental Health Act is the most recent and most comprehensive of the acts, and it is expected to have a significant impact on the way that mental health services are delivered in the UK.

The 2022 Mental Health Act is a landmark piece of legislation, and it is expected to have a significant impact on the way that mental health services are delivered in the UK.

The 2022 Mental Health Act is a landmark piece of legislation, and it is expected to have a significant impact on the way that mental health services are delivered in the UK.

The 2022 Mental Health Act is a landmark piece of legislation, and it is expected to have a significant impact on the way that mental health services are delivered in the UK.

The 2022 Mental Health Act is a landmark piece of legislation, and it is expected to have a significant impact on the way that mental health services are delivered in the UK.

The 2022 Mental Health Act is a landmark piece of legislation, and it is expected to have a significant impact on the way that mental health services are delivered in the UK.





The first part of the document discusses the importance of maintaining accurate records of all transactions. This includes not only sales and purchases but also any other financial activities that may occur. It is essential to ensure that all entries are properly documented and supported by appropriate evidence.


In addition, the document emphasizes the need for regular reconciliation of accounts. This process involves comparing the company's internal records with the bank statements to identify any discrepancies. By doing so, the company can ensure that its financial statements are accurate and reliable.

Furthermore, the document highlights the significance of maintaining a clear and organized system for storing financial records. This can be achieved through the use of a dedicated accounting software or a well-structured filing system. The goal is to make it easy to access and review the data when needed.

Finally, the document stresses the importance of staying up-to-date with the latest accounting regulations and standards. This is crucial for ensuring that the company's financial reporting is compliant with all applicable laws and requirements.









the 1990s, the number of people who are employed in the public sector has increased in all countries. In the United Kingdom, the public sector has grown from 10.3% of the economy in 1970 to 17.2% in 1998. In the United States, the public sector has grown from 10.5% in 1970 to 15.8% in 1998. In the Netherlands, the public sector has grown from 10.5% in 1970 to 15.8% in 1998.

The growth of the public sector has been driven by a number of factors. One major factor is the ageing of the population. As the population ages, the need for social security and health care increases. Another major factor is the growth of the welfare state. In many countries, the welfare state has expanded significantly since the 1970s. This has led to a large increase in public expenditure on social security and health care.

The growth of the public sector has also been driven by the need to provide public services. In many countries, the private sector is unable to provide certain public services, such as education and health care. This has led to the establishment of public agencies to provide these services. In the United Kingdom, the public sector has grown from 10.3% of the economy in 1970 to 17.2% in 1998. In the United States, the public sector has grown from 10.5% in 1970 to 15.8% in 1998. In the Netherlands, the public sector has grown from 10.5% in 1970 to 15.8% in 1998.

The growth of the public sector has also been driven by the need to provide public services. In many countries, the private sector is unable to provide certain public services, such as education and health care. This has led to the establishment of public agencies to provide these services. In the United Kingdom, the public sector has grown from 10.3% of the economy in 1970 to 17.2% in 1998. In the United States, the public sector has grown from 10.5% in 1970 to 15.8% in 1998. In the Netherlands, the public sector has grown from 10.5% in 1970 to 15.8% in 1998.

The growth of the public sector has also been driven by the need to provide public services. In many countries, the private sector is unable to provide certain public services, such as education and health care. This has led to the establishment of public agencies to provide these services. In the United Kingdom, the public sector has grown from 10.3% of the economy in 1970 to 17.2% in 1998. In the United States, the public sector has grown from 10.5% in 1970 to 15.8% in 1998. In the Netherlands, the public sector has grown from 10.5% in 1970 to 15.8% in 1998.

The growth of the public sector has also been driven by the need to provide public services. In many countries, the private sector is unable to provide certain public services, such as education and health care. This has led to the establishment of public agencies to provide these services. In the United Kingdom, the public sector has grown from 10.3% of the economy in 1970 to 17.2% in 1998. In the United States, the public sector has grown from 10.5% in 1970 to 15.8% in 1998. In the Netherlands, the public sector has grown from 10.5% in 1970 to 15.8% in 1998.

The growth of the public sector has also been driven by the need to provide public services. In many countries, the private sector is unable to provide certain public services, such as education and health care. This has led to the establishment of public agencies to provide these services. In the United Kingdom, the public sector has grown from 10.3% of the economy in 1970 to 17.2% in 1998. In the United States, the public sector has grown from 10.5% in 1970 to 15.8% in 1998. In the Netherlands, the public sector has grown from 10.5% in 1970 to 15.8% in 1998.

The growth of the public sector has also been driven by the need to provide public services. In many countries, the private sector is unable to provide certain public services, such as education and health care. This has led to the establishment of public agencies to provide these services. In the United Kingdom, the public sector has grown from 10.3% of the economy in 1970 to 17.2% in 1998. In the United States, the public sector has grown from 10.5% in 1970 to 15.8% in 1998. In the Netherlands, the public sector has grown from 10.5% in 1970 to 15.8% in 1998.





































This book is an experiment in colour and ratio. All colours are generated at random. The margins around each rectangle are generated at random as well, but they follow the rules of classic book layout, as described by Jan Tschichold. A visual explanation of this layout can be found on page 31 and 32.

This book was generated on March the 11th, 2015. It's part of a large series of generated books, prints and webpages that investigate colour, form and ratio.

<http://vasilis.nl/random/>